

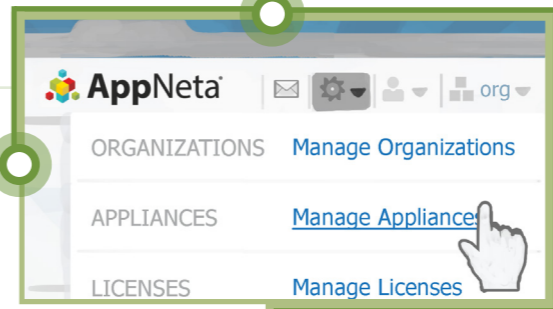
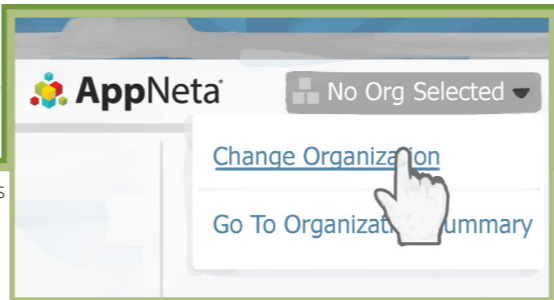
m22 microAppliance Setup Guide



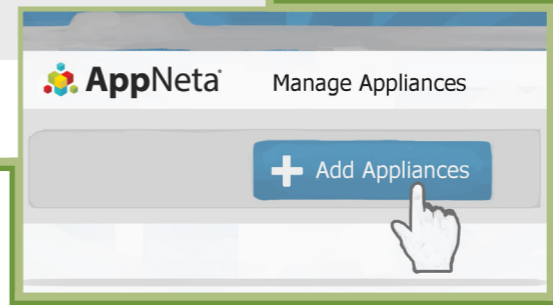
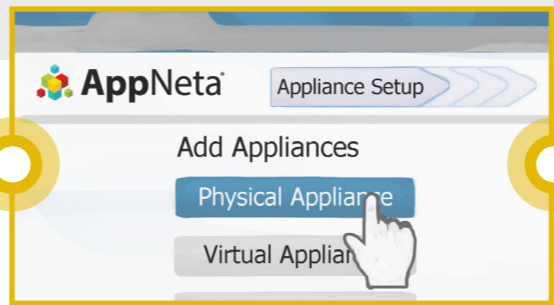
You already have some appliances



You have multiple orgs



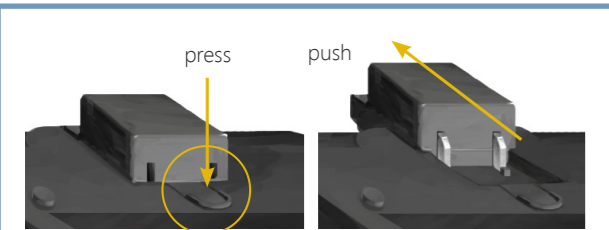
Your first appliance in your only org



	Heartbeat	Heart beat = appliance booted Rapid beat = reading/writing Off = booting or inoperable
	Wireless	Blinking = configured; not connected Solid = connected Off = not configured for wireless
	PVC	Blinking = attempting PVC connection Solid = connected Off = not configured for PVC
	Power	Solid = powered on

Mirror to this port E0

Network connects to this port E1



First time?

We've put together a tutorial to get you up and monitoring as quickly as possible. Visit the Support Portal to get started.

docs.appneta.com/onboarding

Download this guide as a PDF from our Support Portal.

docs.appneta.com/appliance-setup

For compliance information:

www.appneta.com/certifications

updated April 2015

Using FlowView?

It will require additional setup. Find complete instructions on the Support Portal.

Need help? Just ask.

 Canada & USA - 800.664.4401

United Kingdom - 08081.890.527

 tickets.appneta.com

FCC Class B Notice

This equipment has been tested and found to comply with the limits of a Class B digital device, pursuant to part 15 of the FCC Rules. These limits are designed to provide reasonable protection against harmful interference in a residential installation. This equipment generates, uses and can radiate radio frequency energy and, if not installed and used in accordance with the instructions, may cause harmful interference to radio communications. However, there is no guarantee that the interference will not occur in a particular installation. If this equipment does cause harmful interference to radio or television reception, which can be determined by turning the equipment off and on, the user is encouraged to try to correct the interference by one or more of the following measures:

- Reorient or relocate the receiving antenna.
- Increase the separation between the equipment and receiver.
- Connect the equipment into an outlet on a circuit different from that to which the receiver is connected.
- Consult the dealer or an experienced radio/TV technician for help.

Modifications not expressly approved by the manufacturer could void the user's authority to operate the equipment under FCC rules.