

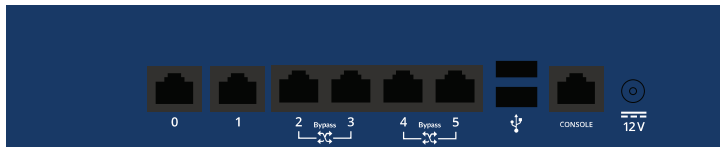
Included in the box

- 1 x m70 monitoring point (no wireless)
- 2 x Ethernet cable
- 1 x "Connecting the m70" booklet
- 1 x power cable
- 1 x power adapter

Front



Back



↑
Port 0

Connect the m70 to your network

These steps explain how to physically connect an m70 monitoring point to your network so that it can communicate with AppNeta Performance Manager (APM). The complete setup procedure can be found at docs.appneta.com/start.

1 Connect to power





Connect the monitoring point to surge protected power using the power cable and power adapter. Secure the power adapter to the monitoring point with the screw lock on the plug. If the power LED is off, press the power button.

2 Connect to network

Connect **port 0** on the monitoring point to a switch on your network using an Ethernet cable. The network must provide connectivity to the APM service.

3 Check heartbeat

After two minutes, review the heartbeat LED .

 heartbeat	Status	Actions required
	Connected to APM	None. Successfully connected!
	Unconfigured	Configure monitoring point. See docs.appneta.com/empsetup
	Can't connect to APM	Troubleshoot connection. See docs.appneta.com/troubleshoot

Optional connections

Additional connections are available if you want to use other device features.

Connect to a mirror (SPAN) port

If you plan to use Usage monitoring, connect **port 2** on the monitoring point to a port on your switch that mirrors the switch's uplink traffic using an Ethernet cable. For cabling to switches that do not provide port mirroring, use inline Usage monitoring. See docs.appneta.com/ucable for details.

Need more help?

Further resources are available if you need them:

Full documentation	docs.appneta.com
Monitoring point setup documentation	docs.appneta.com/empsetup
m70 specifications	docs.appneta.com/m70
Troubleshooting information	docs.appneta.com/troubleshoot
Video tutorials	docs.appneta.com/videos
AppNeta support	tickets.appneta.com support@appneta.com 800 664 4401 Hours: 9am - 9pm ET M-F

